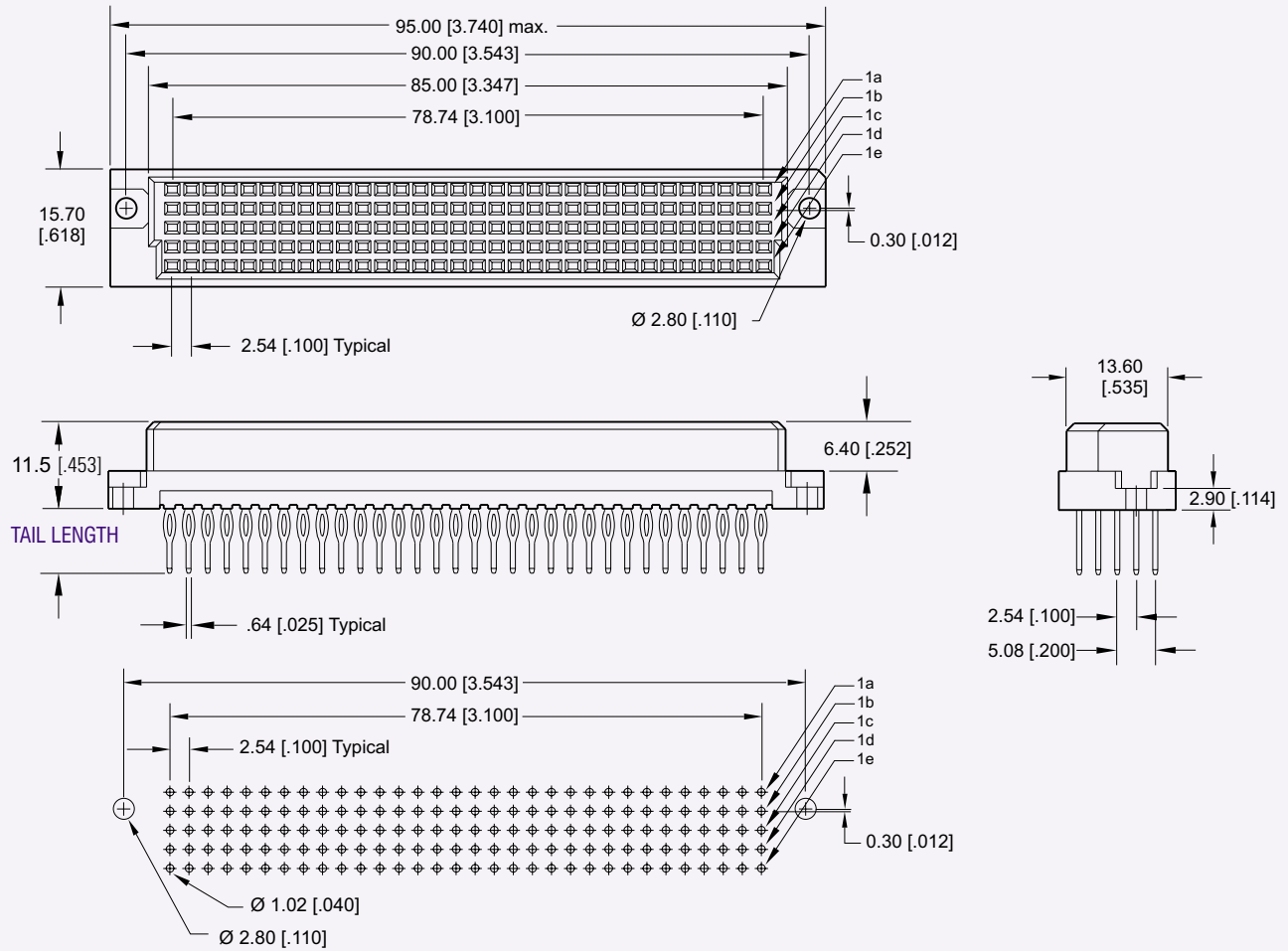




DIN 41612

Type E, E/2 Female Connectors

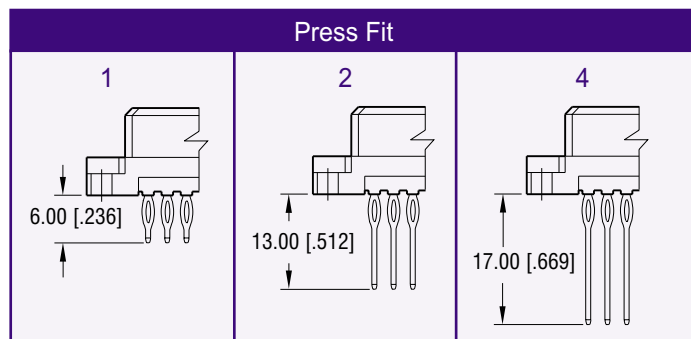
Type E, 160 Positions



Recommended P. C. Board Layout

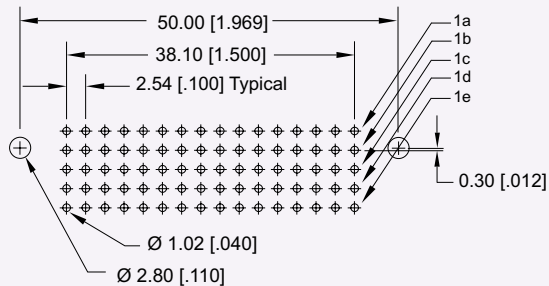
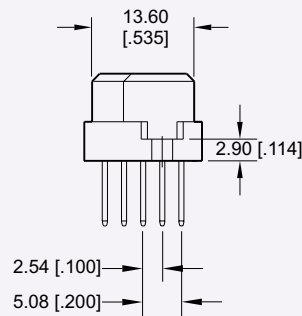
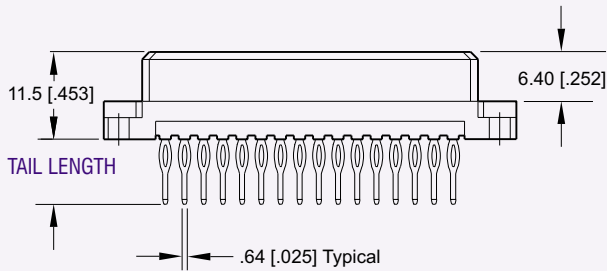
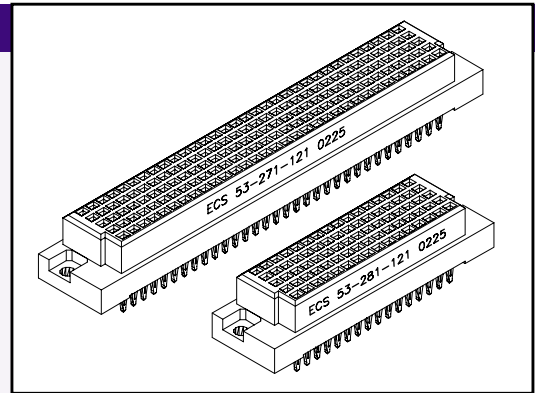
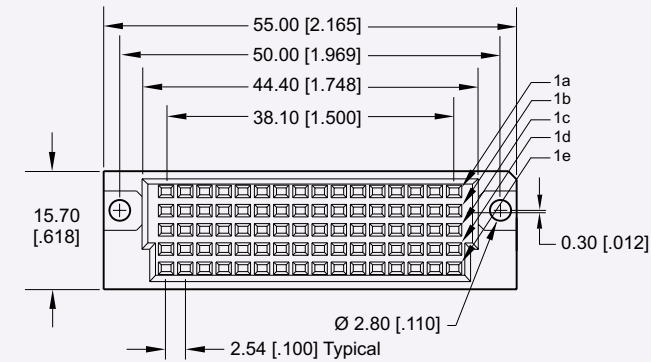
Dimensions are in mm [inches]

TAIL LENGTH OPTIONS



CONSULT FACTORY FOR CONNECTORS BUILT TO YOUR DESIGN

Type E/2, 80 Positions



Recommended P. C. Board Layout

PART NUMBERING



SERIES CODE
Type E, E/2 Female

BODY STYLE
1 = E/2 (80 positions)
2 = E (160 positions)

NUMBER OF CONTACTS

- 1 = 16
- 2 = 32
- 3 = 48
- 4 = 64
- 5 = 96
- 6 = 128
- 7 = 160
- 8 = 80

CONTACT ARRANGEMENT

- 1 = Row A, B, C, D and E fully populated
- Consult Factory for other Loading Options

TAIL PLATING

- 1 = Tin Lead
- 2 = Gold flash (.200" from pin tip)
- 3 = Gold plate 30 μ " (.200" from pin tip)
- 4 = Gold plate 15 μ " (.200" from pin tip)

MATING AREA PLATING

- 1 = Class 1
- 2 = Class 2
- 3 = Class 3

TAIL LENGTH

- 1 = 6.00 [.236] Press-Fit
- 2 = 13.00 [.512] Press-Fit
- 4 = 17.00 [.669] Press-Fit