

2.0mm HM Type A-25 Vertical Male



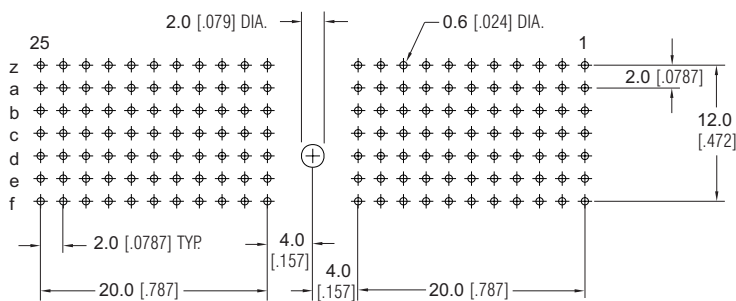
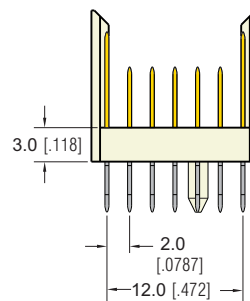
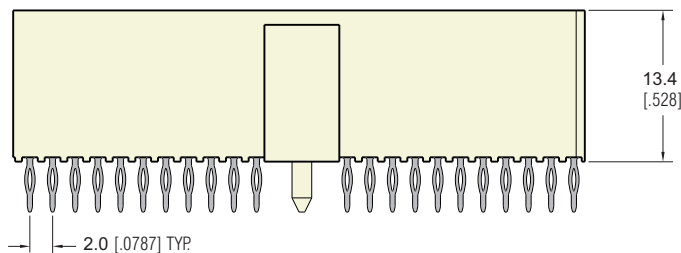
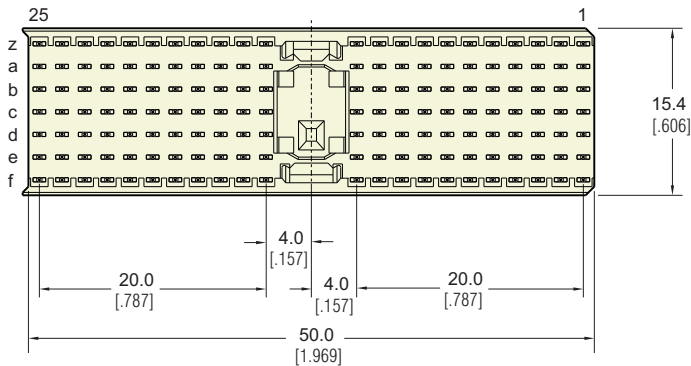
Type A-25, Vertical Male 110 Pin Connector

The **EZ met™** type A-25 vertical male connector provides 110 signal contacts and an optional 44-ground shield contacts in a 5+2, 25 position configuration, with 3 positions for a multifunction cavity. This connector is typically used in the P1 and P4 positions of a CompactPCI® backplane. The type A connector is designed to be used by itself or together with type B, C, L, M or N **EZ met™** connectors.


ECS offers 15 different standard tail lengths to choose from to provide various premate and midplane configurations. Contacts can be selectively loaded to accommodate customer specific applications. Custom tail lengths and mold configurations are also available. For non standard loading, or custom applications, please email ECS at custsvc@ecsconn.com.

SPECIFICATION

- Insulator Material: PBT 30% Glass filled UL 94 V-O
- Contact Material: Copper Alloy
- Shield Material: Copper Alloy
- Contact Plating:
Contact Area: Gold
Compliant Area: Matte Tin
Performance: Class 1: 500 cycles
Class 2: 250 cycles
- Temperature Range: -55 C to +125 C
- Contact Resistance: 20 M Ω Max.
- Insulation Resistance: 10 M Ω Max.
- Working Current: 1.5 ADC (Signal)
- Test Voltage: AC 750 V Min.
- Compliant Section:
Insertion Force: 100 N per contact Max.
Withdrawal Force: 20 N per contact Min.
- Mating Force: .75 N per pin Max.
- Withdrawal Force: .15 N per pin Max.
- PCB Hole Size Requirements:
Drilled Hole Diameter: 0.7 ± 0.02 mm
Finished Hole Diameter: 0.6 ± 0.05 mm
- Recommended PCB Thickness: 1.6mm Min.
- IEC 61076-4-101 Standard



P.C. BOARD LAYOUT



Identification	Number of Contacts	Contact Mating Side	Termination Side	Part Number	Contact Configuration
Type A	110	8.2 [.323]	13.0 [.512]	70-100-A25-1001 70-100-A25-2001	
Type A P4 with Peg	154	9.7 [.382] 11.2 [.441]	14.5 [5.71] 16.0 [.630]	70-154-A25-1001 70-154-A25-2001	
Type A with Peg P1 CompactPCI®	154	8.2 [.323] 9.7 [.382] 11.2 [.441]	3.7 [.146]	70-154-A25-1101	
Type A CompactPCI® P1 Hot Swap	154	8.2 [.323] 9.7 [.382] 11.2 [.441]	3.7 [.146]	70-154-A25-1201	
Type A without Peg CompactPCI® computer telephony P4 telecom	100	8.2 [.323] 9.7 [.382] 11.2 [.441]	13.0 [.512] 14.5 [5.71] 16.0 [.630]	70-100-A25-1101 70-100-A25-2101	
Type A without Peg CompactPCI® computer telephony P4 telecom	100	8.2 [.323] 9.7 [.382] 11.2 [.441]	3.7 [.146]	70-100-A25-1201	

Bold part numbers are for Level 2 plating.

