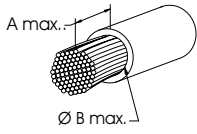
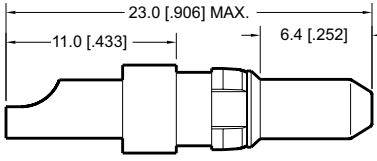
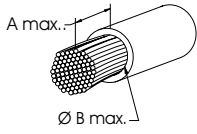
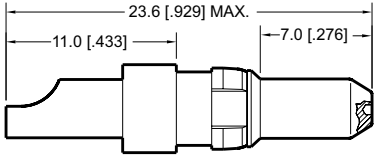
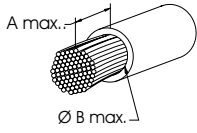
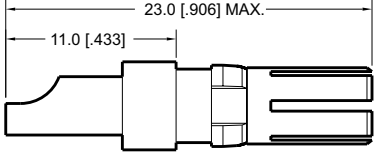


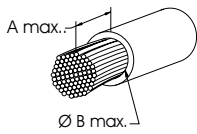
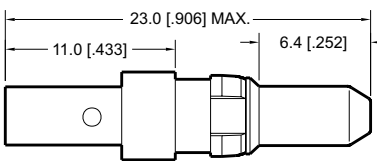


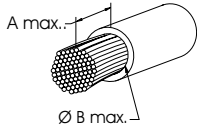
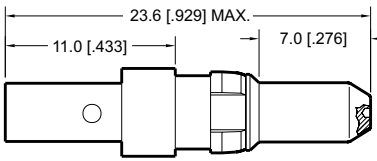
# 5500 Series DIN Contacts High Power Contacts (cable)

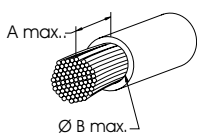
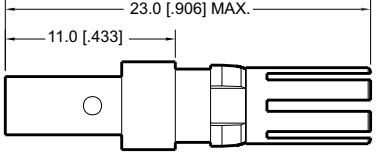
| Plug: Straight Solder | Max. Current | Wire Size | Cable Dimensions |             |  |  |
|-----------------------|--------------|-----------|------------------|-------------|--|---|
|                       |              |           | A                | B           |  |   |
| P/N 55-1P-104-1       | 10 A         | AWG 16-20 | 7.80 [.307]      | 1.80 [.071] |  |   |
| P/N 55-1P-204-1       | 20 A         | AWG 12-16 | 7.80 [.307]      | 2.70 [.106] |  |   |
| P/N 55-1P-404-1       | 40 A         | AWG 8-12  | 7.80 [.307]      | 4.70 [.185] |  |   |

| Plug: Extended Pin Straight Solder | Max. Current | Wire Size | Cable Dimensions |             |  |  |
|------------------------------------|--------------|-----------|------------------|-------------|--|---|
|                                    |              |           | A                | B           |  |   |
| P/N 55-1P-114-1                    | 10 A         | AWG 16-20 | 7.80 [.307]      | 1.80 [.071] |  |   |
| P/N 55-1P-214-1                    | 20 A         | AWG 12-16 | 7.80 [.307]      | 2.70 [.106] |  |   |
| P/N 55-1P-414-1                    | 40 A         | AWG 8-12  | 7.80 [.307]      | 4.70 [.185] |  |   |

| Socket: Straight Solder | Max. Current | Wire Size | Cable Dimensions |             |  |  |
|-------------------------|--------------|-----------|------------------|-------------|---|--|
|                         |              |           | A                | B           |   |  |
| P/N 55-1S-104-1         | 10 A         | AWG 16-20 | 7.80 [.307]      | 1.80 [.071] |   |  |
| P/N 55-1S-204-1         | 20 A         | AWG 12-16 | 7.80 [.307]      | 2.70 [.106] |   |  |
| P/N 55-1S-404-1         | 40 A         | AWG 8-12  | 7.80 [.307]      | 4.70 [.185] |   |  |

| Plug: Straight Crimp | Max. Current | Wire Size | Cable Dimensions |             |  |  |
|----------------------|--------------|-----------|------------------|-------------|--|---|
|                      |              |           | A                | B           |  |   |
| P/N 55-1P-101-1      | 10 A         | AWG 16-20 | 7.80 [.307]      | 1.70 [.067] |  |   |
| P/N 55-1P-201-1      | 20 A         | AWG 12-16 | 7.80 [.307]      | 2.60 [.102] |  |   |
| P/N 55-1P-301-1      | 30 A         | AWG 10-14 | 7.80 [.307]      | 3.70 [.146] |  |   |
| P/N 55-1P-401-1      | 40 A         | AWG 8-12  | 7.80 [.307]      | 4.60 [.181] |  |   |

| Plug: Extended Pin Straight Crimp | Max. Current | Wire Size | Cable Dimensions |             |  |  |
|-----------------------------------|--------------|-----------|------------------|-------------|--|---|
|                                   |              |           | A                | B           |  |   |
| P/N 55-1P-111-1                   | 10 A         | AWG 16-20 | 7.80 [.307]      | 1.70 [.071] |  |   |
| P/N 55-1P-211-1                   | 20 A         | AWG 12-16 | 7.80 [.307]      | 2.60 [.102] |  |   |
| P/N 55-1P-311-1                   | 30 A         | AWG 10-14 | 7.80 [.307]      | 3.70 [.146] |  |   |
| P/N 55-1P-411-1                   | 40 A         | AWG 8-12  | 7.80 [.307]      | 4.60 [.181] |  |   |

| Socket: Straight Crimp | Max. Current | Wire Size | Cable Dimensions |             |  |  |
|------------------------|--------------|-----------|------------------|-------------|--|---|
|                        |              |           | A                | B           |  |   |
| P/N 55-1S-101-1        | 10 A         | AWG 16-20 | 7.80 [.307]      | 1.70 [.071] |  |   |
| P/N 55-1S-201-1        | 20 A         | AWG 12-16 | 7.80 [.307]      | 2.60 [.102] |  |   |
| P/N 55-1S-301-1        | 30 A         | AWG 10-14 | 7.80 [.307]      | 3.70 [.146] |  |   |
| P/N 55-1S-401-1        | 40 A         | AWG 8-12  | 7.80 [.307]      | 4.60 [.181] |  |   |