

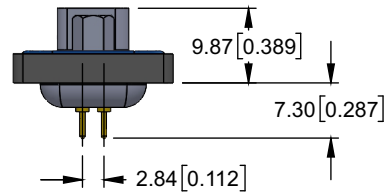
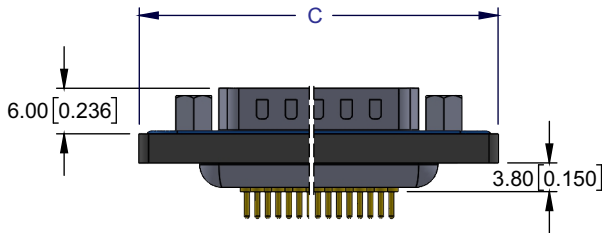
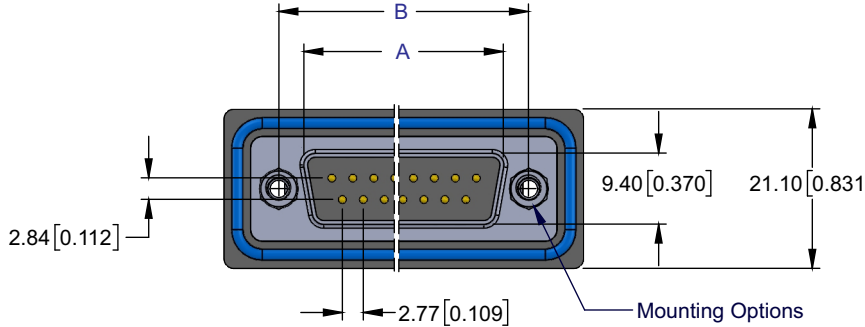
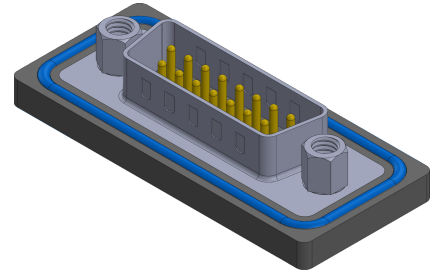
D-SUB MALE WATERPROOF CONNECTOR

STANDARD DENSITY, VERTICAL SOLDER TAIL



SPECIFICATIONS:

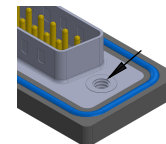
1. INSULATOR MATERIAL: Glass filled thermoplastic PBT, UL94V-0, Color Black
2. CONTACT MATERIAL: Copper Alloy
3. SHELL: Stainless Steel, passivated
4. O-RING: Silicone
5. EPOXY SEALANT: Epoxy
6. WATERPROOF RATE: IP67 as per IEC60529
7. CONTACT RESISTANCE: 10 mΩ max.
8. INSULATOR RESISTANCE: 5000MΩ min.
9. DIELECTRIC WITHSTANDING VOLTAGE: 1000V AC min. for 1 minute
10. CURRENT RATING: 5 Amp
11. OPERATING TEMPERATURE: -55°C to +105°C



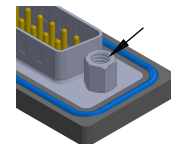
CONTACTS	A	B	C
09	16.92 [0.666]	25.00 [0.984]	39.50 [1.555]
15	25.25 [0.994]	33.32 [1.312]	47.80 [1.882]
25	38.96 [1.534]	47.04 [1.852]	61.50 [2.539]
37	55.40 [2.181]	63.50 [2.500]	77.80 [3.063]

Dimensions are in mm [inch]

Mounting Options



02 = #4-40 UNC



03 = #4-40 UNC
Threaded Standoffs

PART NUMBERING



NO. OF CONTACTS
09, 15, 25, 37

MOUNTING OPTIONS
02 = #4-40 UNC Hole
03 = #4-40 UNC Threaded Standoffs
Consult Factory for other Mounting Options

CONTACT PLATING
50μ" Nickel Underplate

Mating Area	Tail
03 = Gold Flash	Gold Flash
40 = 10μ" Gold	Gold Flash
50 = 15μ" Gold	Gold Flash
60 = 30μ" Gold	Gold Flash
80 = 10μ" Gold	10μ" Gold
85 = 15μ" Gold	15μ" Gold
90 = 30μ" Gold	30μ" Gold

Consult Factory for other thicknesses