

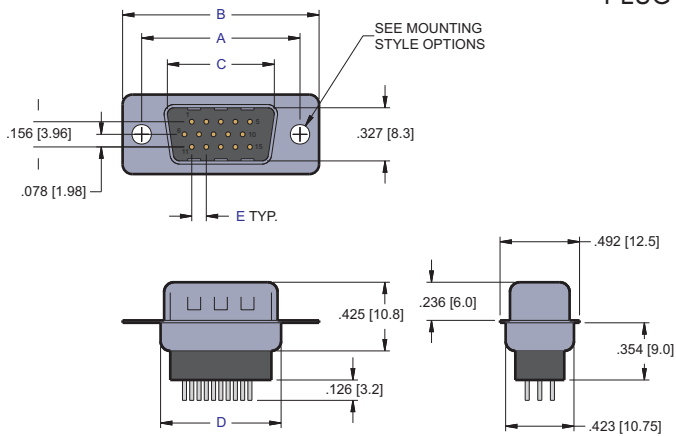


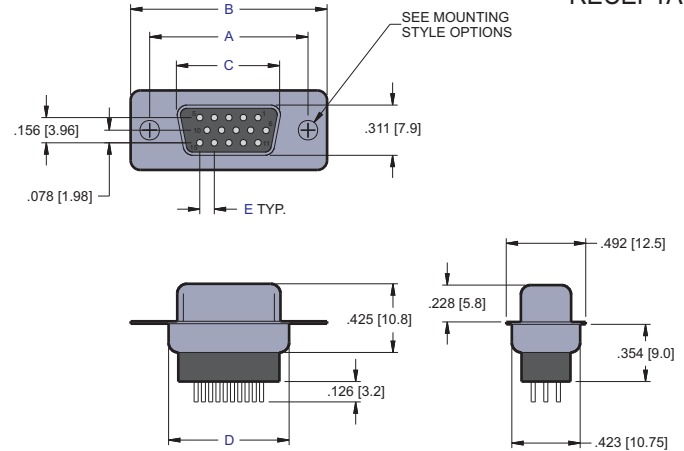
8000 D-Subminiature, Solder Tail, High Profile High Density



PLUG



RECEPTACLE



NO. OF CONTACTS CONNECTOR TYPE	A	B	C	D	E
15 Plug	0.984 [25.00]	1.213 [30.80]	0.666 [16.92]	0.756 [19.20]	0.090 [02.29]
15 Rec.	0.984 [25.00]	1.213 [30.80]	0.642 [16.30]	0.756 [19.20]	0.090 [02.29]
26 Plug	1.312 [33.32]	1.543 [39.20]	0.994 [25.25]	1.091 [27.70]	0.090 [02.29]
26 Rec.	1.312 [33.32]	1.543 [39.20]	0.969 [24.60]	1.091 [27.70]	0.090 [02.29]
44 Plug	1.852 [47.04]	2.091 [53.10]	1.534 [38.96]	1.618 [41.10]	0.090 [02.29]
44 Rec.	1.852 [47.04]	2.091 [53.10]	1.508 [38.30]	1.618 [41.10]	0.090 [02.29]
62 Plug	2.500 [63.50]	2.732 [69.40]	2.182 [55.42]	2.256 [57.30]	0.095 [02.41]
62 Rec.	2.500 [63.50]	2.732 [69.40]	2.157 [54.80]	2.256 [57.30]	0.095 [02.41]

Dimensions are in inches [mm]

PART NUMBERING



SERIES CODE

NO. OF CONTACTS

15, 26, 44, 62

CONNECTOR TYPE

P = Plug
S = Receptacle

MOUNTING STYLE OPTIONS

01 = .120 Riveted Front and Rear Shell
04 = Riveted #4-40 UNC Open Nut on Rear Shell
05 = Riveted #4-40 UNC Closed Nut on Front Shell
06 = Riveted #4-40 UNC Open Nut on Front Shell
13 = Riveted #4-40 UNC Closed Ground Stand Off on Rear Shell
Consult Factory for other Mounting Options

CONTACT PLATING

50µ" Nickel Underplate

Mating Area

05 = Au Flash

20 = 15µ" Gold

30 = 30µ" Gold

Tail

100µ" Tin

100µ" Tin

100µ" Tin

SHELL PLATING

50µ" Nickel Underplate

1 = Tin Plating (standard)

2 = Yellow Chromate

INSULATOR COLOR

1 = Black