

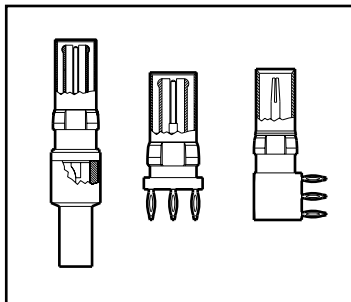


DIN 41612 CONTACTS

Technical Data

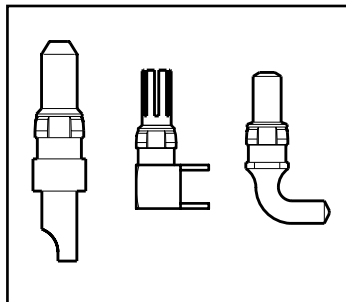
	Coaxial Contact 50	Coaxial Contact 75	High Voltage Contact	High Current Contact
MATERIAL				
Contact Material	Cu Alloy	Cu Alloy	Cu Alloy	Cu Alloy
Contact Plating	Gold over Nickel	Gold over Nickel	Gold over Nickel	Gold over Nickel
Performance Class	1: ≥ 500 Cycles	1: ≥ 500 Cycles	1: ≥ 500 Cycles	1: ≥ 500 Cycles
Body Material	Cu Alloy	Cu Alloy	Cu Alloy	Cu Alloy
Clip Material	Cu Alloy	Cu Alloy	Cu Alloy	Cu Alloy
Insulator Material	PTFE	PTFE	PTFE	
ELECTRICAL CHARACTERISTICS				
Contact Resistance	2.7 m max.	2.7 m max.	2.7 m max.	1.0 m max.
Insulation Resistance	10 ⁷ M	10 ⁷ M	10 ⁷ M	
Operating Voltage	250 V eff.	250 V eff.	2.8 KV	
Test Voltage	750 V eff.	750 V eff.	4 KV	
Maximum current	2 Amp	2 Amp	2 Amp	10, 20, 30, 40 Amp
Frequency Range	0...2 Ghz	0...1.5 Ghz		
VSWR	≤ 1.23 typ.	≤ 1.23 typ.		
MECHANICAL CHARACTERISTICS				
Insertion Force	10 N max.	10 N max.	5 N max.	10 N max.
Withdrawal Force	0.9 N min.	0.9 N min.	0.5 N min.	1.6 N min.
ENVIRONMENTAL				
Temperature Range	-55° to +125° C	-55° to +125° C	-55° to +125° C	-55° to +125° C

COAXIAL CONTACTS



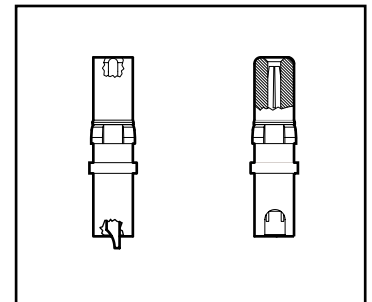
Page C41-C43

HIGH POWER CONTACTS



Page C44-C46

HIGH CURRENT CONTACTS



Page C47