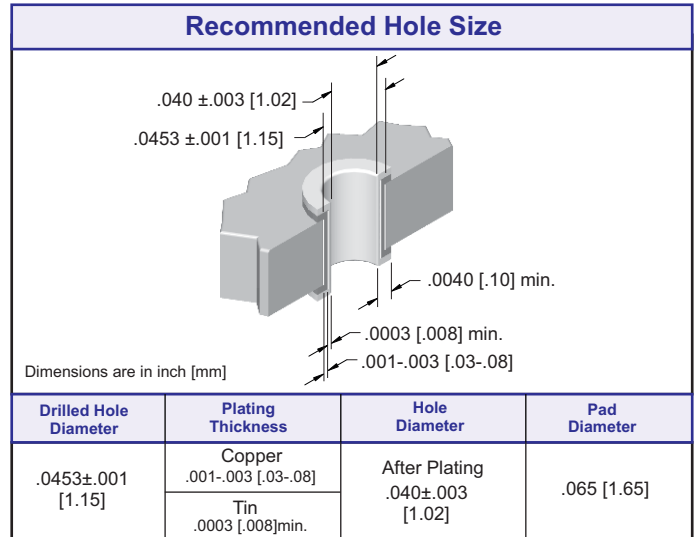


3 Row HDI Female Vertical



Specifications

Insulator Material: Thermoplastic , color natural (brown)
 94 V-O, UL Rated.
 Contact Material: Beryllium Copper
 Contact Plating: Gold and/or Tin over .000050" Nickel,
 (See Contact Plating Options).
 Current Range at +20C = 3 amp
 Ambient Temp. Of +70C = 2 amp
 +100C = 1 amp
 Contact Resistance:
 ≤ 20m Ω
 Insulation Resistance:
 ≥ 10¹² m Ω at 100 VDC
 Dielectric Strength:
 ≤ 1000 VDC
 Compliant Section Insertion Force:
 40 lbs max per contact
 Compliant Section Withdrawal Force:
 10 lbs min. per contact
 Recommended Board Thickness:
 .093"+
 Operating Temperature:
 -65°C to +125C



CONTACTS	A	B	C	D
75	60.96 [2.400]	64.11 [2.524]	74.93 [2.950]	82.55 [3.250]
90	73.66 [2.900]	76.81 [3.024]	87.63 [3.450]	95.25 [3.750]
96	78.74 [3.100]	81.89 [3.224]	92.71 [3.650]	100.33 [3.950]
105	86.36 [3.400]	89.51 [3.524]	100.33 [3.950]	107.95 [4.250]
120	99.06 [3.900]	102.21 [4.024]	113.03 [4.450]	120.65 [4.750]
135	111.76 [4.400]	114.91 [4.524]	125.73 [4.950]	133.35 [5.250]
150	124.46 [4.900]	127.61 [5.024]	138.43 [5.450]	146.05 [5.750]
165	137.16 [5.400]	140.31 [5.524]	151.13 [5.950]	158.75 [6.250]
180	149.86 [5.900]	153.01 [6.024]	163.83 [6.450]	171.45 [6.750]
195	162.56 [6.400]	165.71 [6.524]	176.53 [6.950]	184.15 [7.250]
210	175.26 [6.900]	178.41 [7.024]	189.23 [7.450]	196.85 [7.750]
225	187.96 [7.400]	191.11 [7.524]	201.93 [7.950]	209.55 [8.250]
240	200.66 [7.900]	203.81 [8.024]	214.63 [8.450]	222.25 [8.750]
255	213.36 [8.400]	216.51 [8.524]	227.33 [8.950]	234.95 [9.250]
285	238.76 [9.400]	234.29 [9.224]	252.73 [9.950]	260.35 [10.250]
300	251.46 [9.900]	254.61 [10.024]	265.43 [10.450]	273.05 [10.750]

APPROVALS

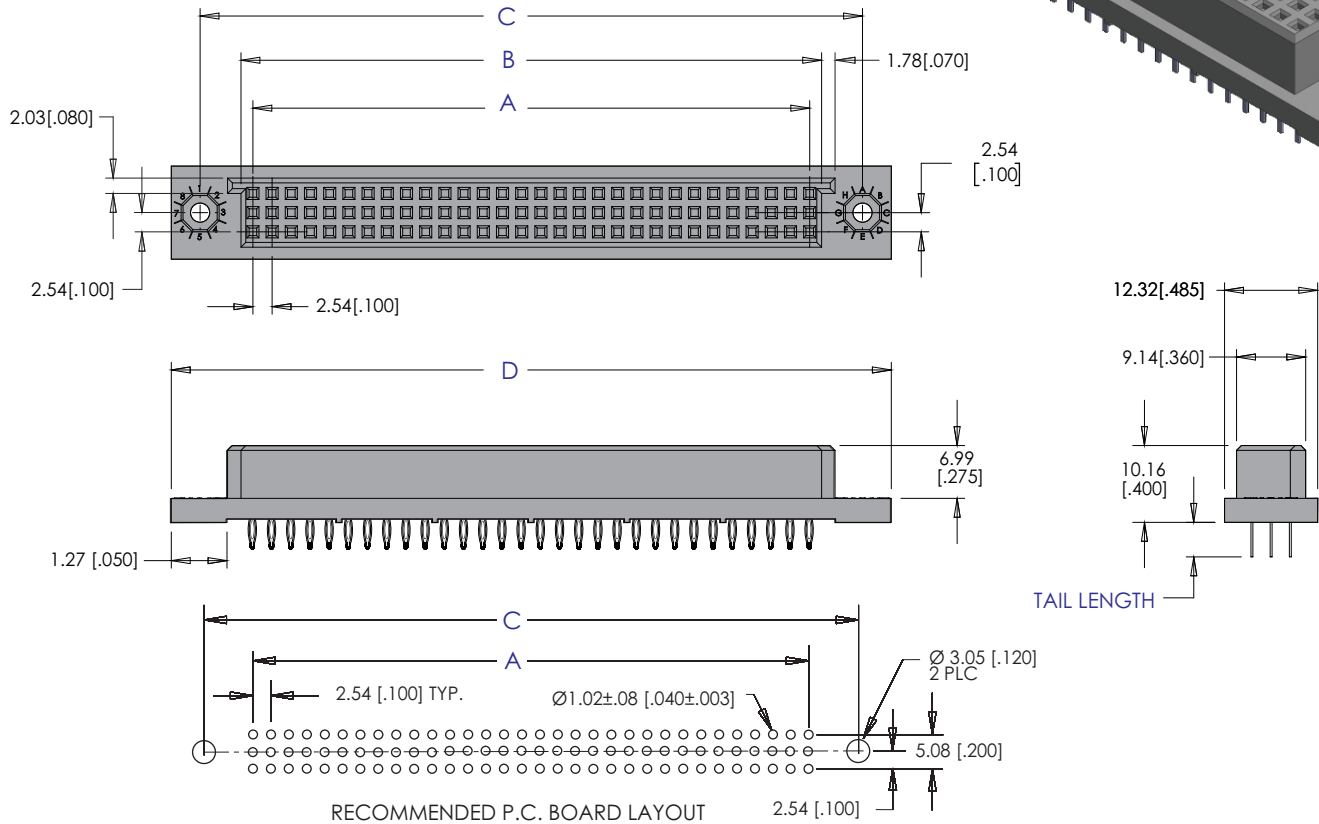
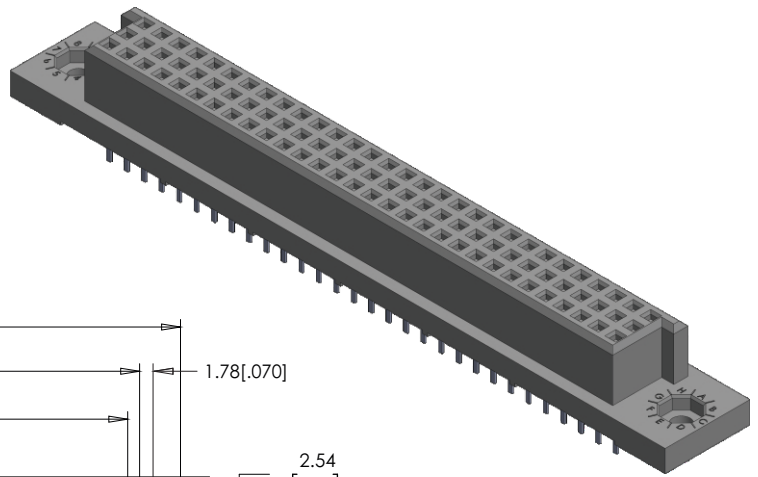


Recognized under the recognized component
 Program of Underwriters Laboratories, Inc.
 File Numbers: E176234

Bellcore GRE 1217 CORE

Connectors are available that meet the requirements of Bellcore GRE-1217-CORE. Please consult factory for ordering information.

3 ROW HDI Female Vertical Connector



PART NUMBERING



SERIES CODE

Female HDI

NUMBER OF ROW

C = 3

NUMBER OF CONTACTS

SEE CONTACT TABLE

CONTACT ARRANGEMENT

A = Row A, B, and C fully populated

Special Designation

TAIL PLATING

- 1 = Tin Lead
- 2 = Flash Au over 50 μ " Ni (.200" from pin tip)
- 3 = 30 μ " Au over 50 μ " Ni (.200" from pin tip)
- 4 = 15 μ " Au over 50 μ " Ni (.200" from pin tip)
- 5 = Matte Tin

MATING AREA PLATING

- 1 = 30 μ " Au over 50 μ " Ni
- 2 = 15 μ " Au over 50 μ " Ni
- 3 = Flash Au over 50 μ " Ni

TAIL LENGTH

- 1 = 4.57 [.180] Press-Fit
- 2 = 3.78 [.149] Solder