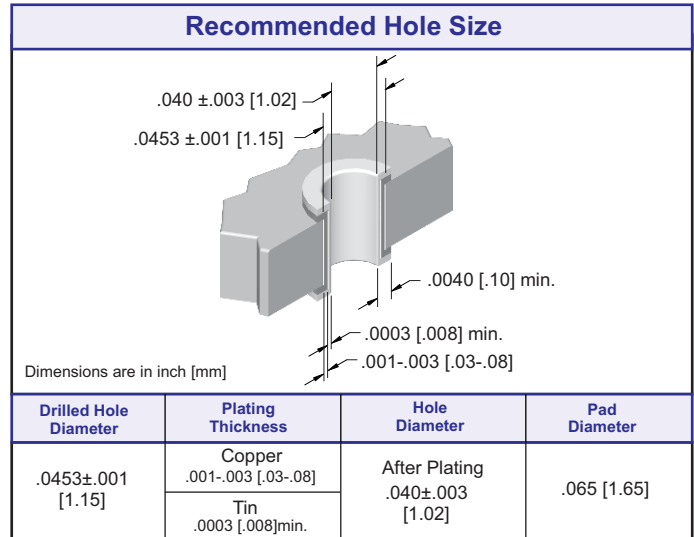


4 Row HDI Female Vertical 3 Bay



Specifications

Insulator Material: Thermoplastic , color natural (brown)
 94 V-O, UL Rated.
 Contact Material: Beryllium Copper
 Contact Plating: Gold and/or Tin over .000050" Nickel,
 (See Contact Plating Options).
 Current Range at +20C = 3 amp
 Ambient Temp. Of +70C = 2 amp
 +100C = 1 amp
 Contact Resistance:
 ≤ 20m Ω
 Insulation Resistance:
 ≥ 10¹² m Ω at 100 VDC
 Dielectric Strength:
 ≤ 1000 VDC
 Compliant Section Insertion Force:
 40 lbs max per contact
 Compliant Section Withdrawal Force:
 10 lbs min. per contact
 Recommended Board Thickness:
 .093"+
 Operating Temperature:
 -65°C to +125C



CONTACTS	A	B	C	D	E1 and E2
60 to 684	((# of Position/12-1) X 2.54 [0.100])	(A X 3) + 23.47 [0.924]	(A X 3) + 34.29 [1.350]	(A X 3) + 41.91 [1.650]	E1 A + 13.97 [0.475] E2 A + 10.16 [0.400]

APPROVALS

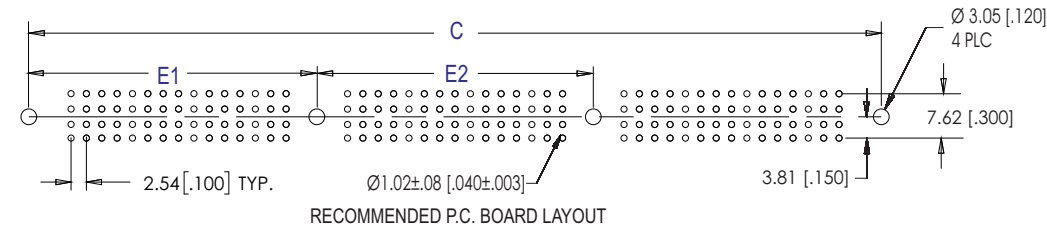
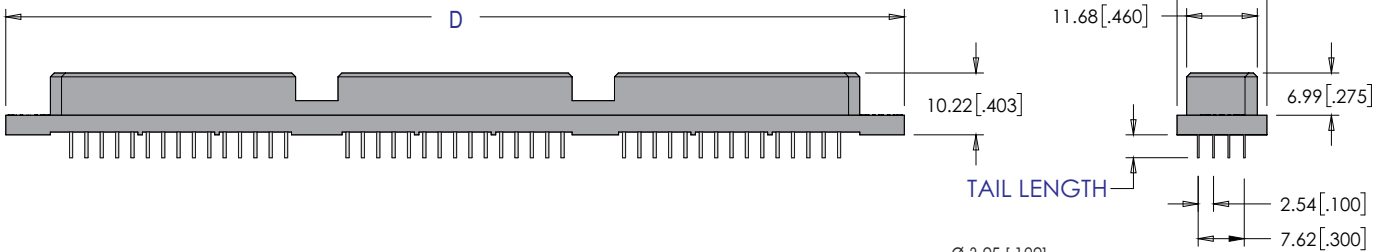
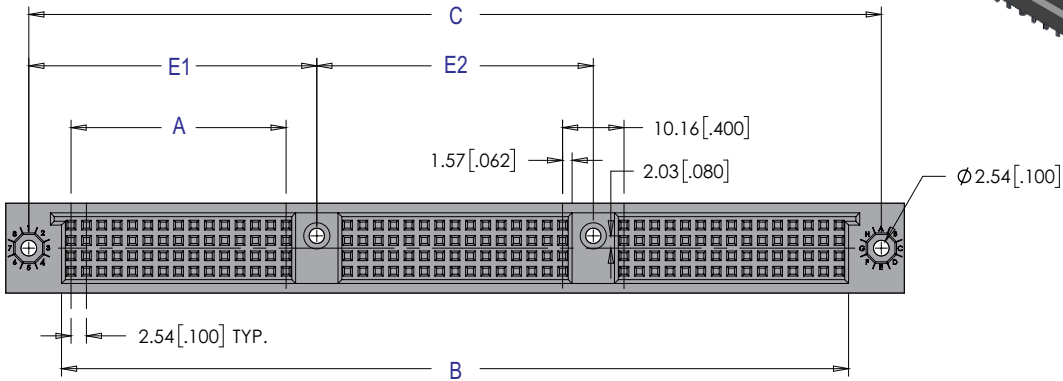
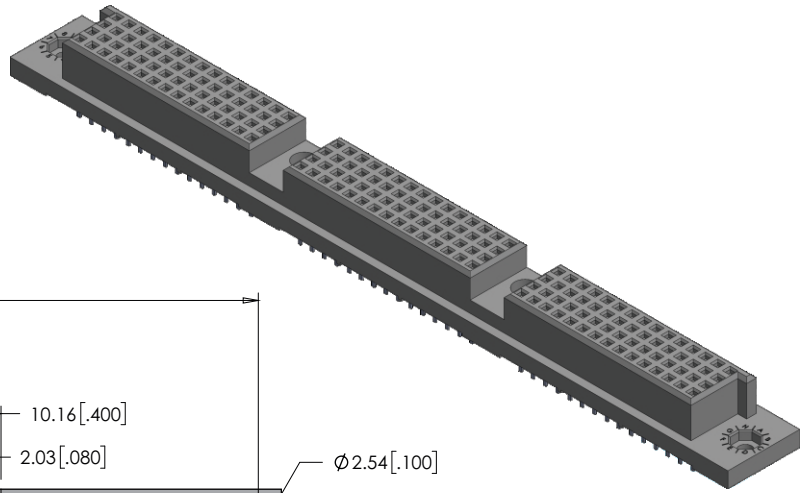


Recognized under the recognized component Program of Underwriters Laboratories, Inc.
 File Numbers: E176234

Bellcore GRE 1217 CORE

Connectors are available that meet the requirements of Bellcore GRE-1217-CORE. Please consult factory for ordering information.

4 ROW HDI Female Vertical Connector 3 Bay



PART NUMBERING



SERIES CODE
Female HDI Right Angle

NUMBER OF ROW
K = 4 Row with 3 Bay

TOTAL CONTACT
60 to 492

CONTACT ARRANGEMENT
A = Row A, B, C and D fully populated

BAY CONTACT
BAY 1 / BAY 2 / BAY 3
60 to 492

TAIL PLATING
5 = Matte Tin

MATING AREA PLATING
1 = 30µ" Au over 50µ" Ni
2 = 15µ" Au over 50µ" Ni
3 = Flash Au over 50µ" Ni

TAIL LENGTH
1 = 4.57 [.180] Press-Fit
2 = 3.78 [.149] Solder