

2.0mm HM Type D-25 Vertical Male



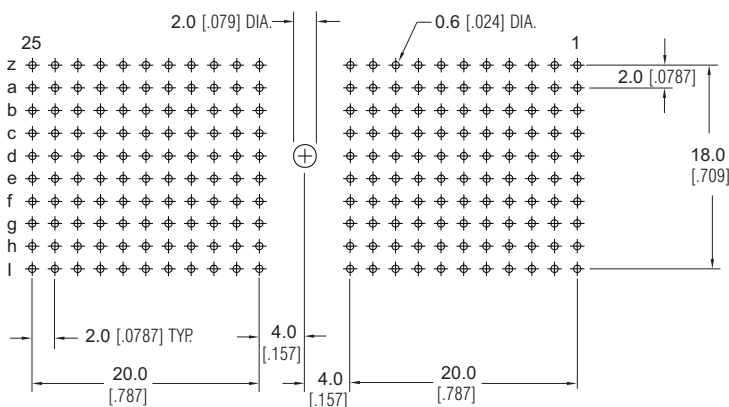
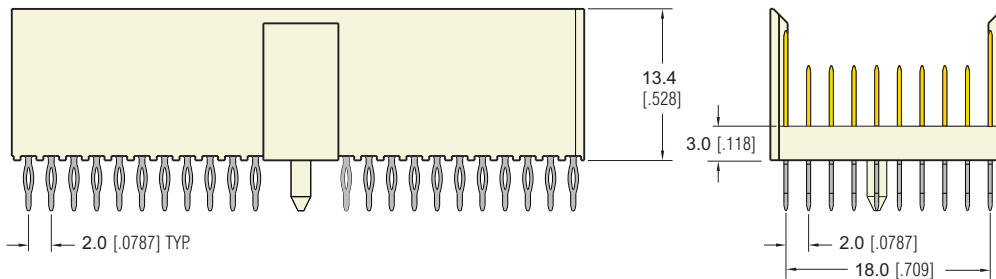
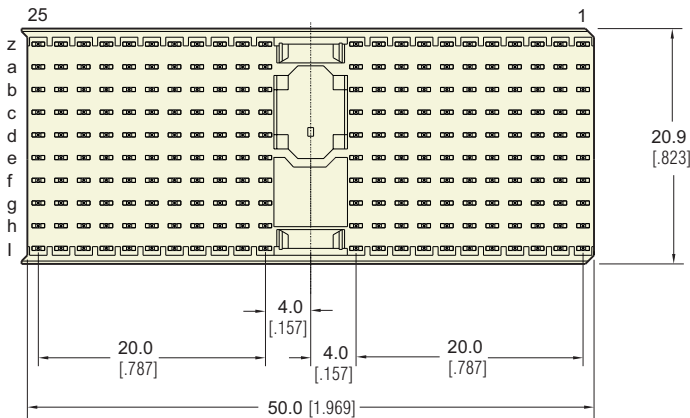
Type D-25, Vertical Male 176 Pin Connector

The **EZ met™** type D-25 vertical male connector provides 176 signal contacts and an optional 44-ground shield contacts in a 8+2, 25 position configuration, with 3 positions for a multifunction cavity.

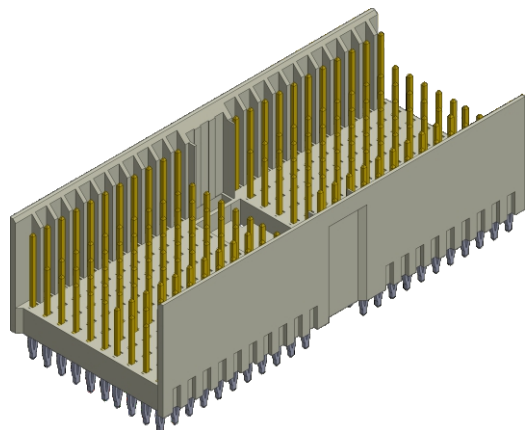
ECS offers 15 different standard tail lengths to choose from to provide various premate and midplane configurations. Contacts can be selectively loaded to accommodate customer specific applications. Custom tail lengths and mold configurations are also available. For non standard loading, or custom applications, please email ECS at custsvc@ecscconn.com.

SPECIFICATION

1. Insulator Material: PBT 30% Glass filled UL 94 V-O
2. Contact Material: Copper Alloy
3. Shield Material: Copper Alloy
4. Contact Plating:
 - Contact Area: Gold
 - Compliant Area: Matte Tin
 - Performance: Class 1: 500 cycles
Class 2: 250 cycles
6. Temperature Range: -55 C to +125 C
7. Contact Resistance: 20 M Ohm Max.
8. Insulation Resistance: 10⁴ M Ohm Max.
9. Working Current: 1.5 ADC (Signal)
10. Test Voltage: AC 750 V Min.
11. Compliant Section:
 - Insertion Force: 100 N per contact Max.
 - Withdrawal Force: 20 N per contact Min.
12. Mating Force: .75 N per pin Max.
13. Withdrawal Force: .15 N per pin Max.
14. PCB Hole Size Requirements:
 - Drilled Hole Diameter: 0.7 ± 0.02mm
 - Finished Hole Diameter: 0.6 ± 0.05mm
15. Recommended PCB Thickness: 1.6mm Min.
16. IEC 61076-4-101 Standard



P.C. BOARD LAYOUT



Identification	Number of Contacts	Contact Mating Side	Termination Side	Part Number	Contact Configuration
Type D	176	8.2 [.323]	3.7 [.146]	70-176-D25-1001	
Type D	220	8.2 [.323] 11.2 [.441]	3.7 [.146]	70-220-D25-1001	
Type D	220	9.7 [.382] 11.2 [.441]	14.5 [.571] 16.0 [.630]	70-220-D25-1101 70-220-D25-2101	

Bold part numbers are for Level 2 plating.

