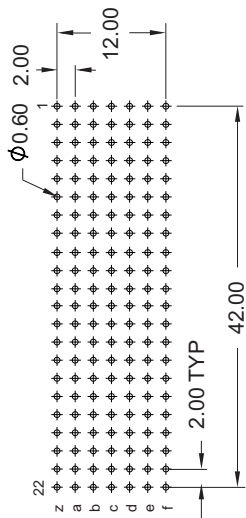
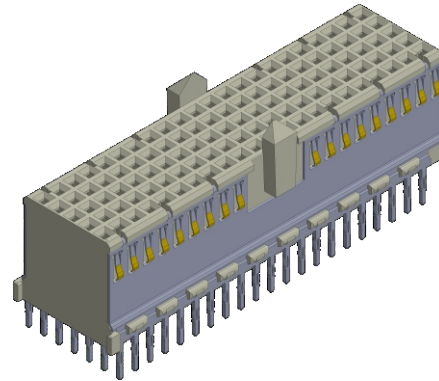


# 2.0 mm Hard Metric Type AB22 Vertical Female

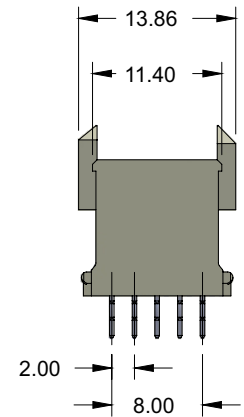
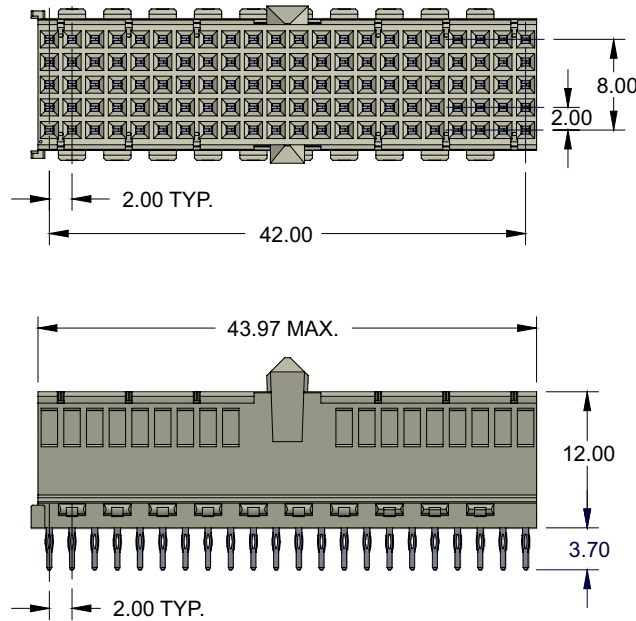


## SPECIFICATION

1. Insulator Material: PBT 30% Glass filled UL 94 V-O
2. Contact Material: Copper Alloy
3. Shield Material: Copper Alloy
4. Contact Plating:
  - Contact Area: Gold
  - Compliant Area: Matte Tin
  - Performance: Class 1: 500 cycles  
Class 2: 250 cycles
6. Shield Plating:
  - Contact Area: Gold
  - Compliant Area: Matte Tin
7. Temperature Range: -55 C to +125 C
8. Contact Resistance: 20 M $\Omega$  Ohm Max.
9. Insulation Resistance: 10 M Ohm Max.
10. Working Current: 1.5 ADC (Signal)
11. Test Voltage: AC 750 V Min.
12. Compliant Section:
  - Insertion Force: 100 N per contact Max.
  - Withdrawal Force: 20 N per contact Min.
13. Mating Force: .75 N per pin Max.
14. Withdrawal Force: .15 N per pin Max.
15. PCB Hole Size Requirements:
  - Drilled Hole Diameter: 0.7  $\pm$  0.02mm
  - Finished Hole Diameter: 0.6  $\pm$  0.05mm
16. Recommended PCB Thickness: 1.6mm Min.
17. IEC 61076-4-101 Standard

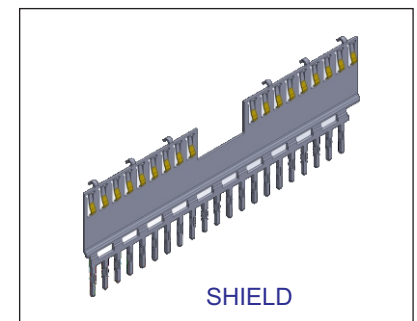
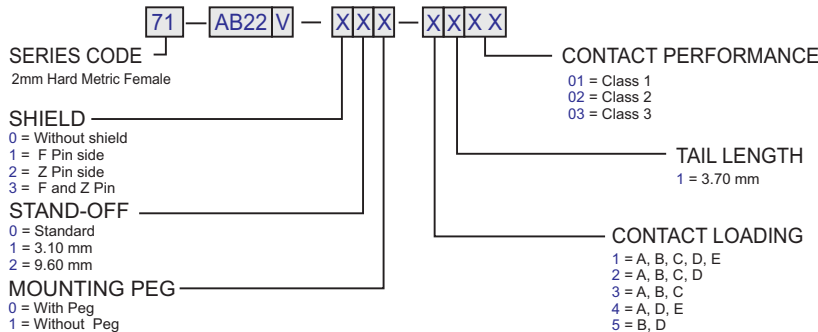


P.C. BOARD LAYOUT



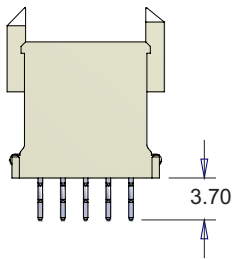
STANDARD OPTION-0

## PART NUMBERING

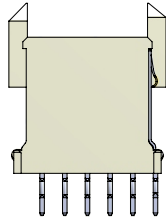


SHIELD

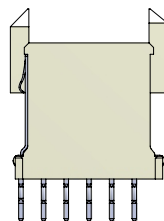
# 2.0 mm Hard Metric Type AB22 Vertical Female



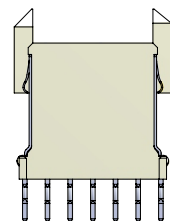
NO SHIELD  
71-AB22V-000-11XX



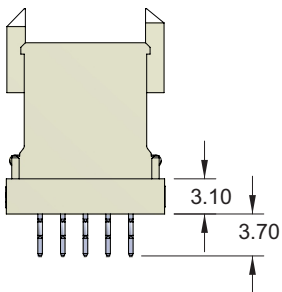
SHIELD F PIN SIDE  
71-AB22V-100-11XX



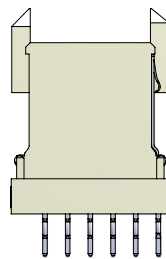
SHIELD Z PIN SIDE  
71-AB22V-200-11XX



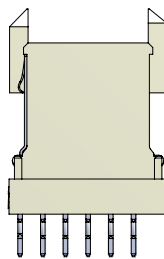
SHIELD BOTH SIDE  
71-AB22V-300-11XX



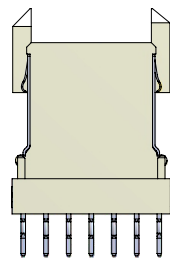
STAND-OFF, NO SHIELD  
71-AB22V-010-11XX



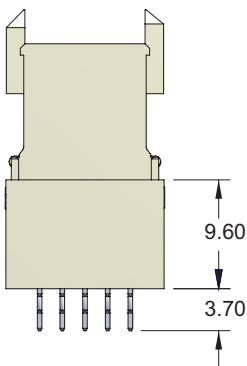
STAND-OFF, SHIELD F PIN SIDE  
71-AB22V-110-11XX



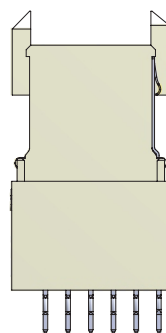
STAND-OFF, SHIELD Z PIN SIDE  
71-AB22V-210-11XX



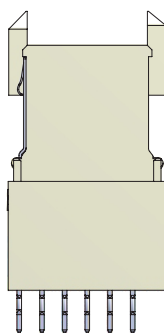
STAND-OFF, SHIELD BOTH SIDE  
71-AB22V-310-11XX



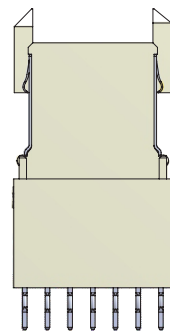
STAND-OFF, NO SHIELD  
71-AB22V-020-11-XX



STAND-OFF, SHIELD F PIN SIDE  
71-AB22V-120-11XX



STAND-OFF, SHIELD Z PIN SIDE  
71-AB22V-220-11XX



STAND-OFF, SHIELD BOTH SIDE  
71-AB22V-320-11XX