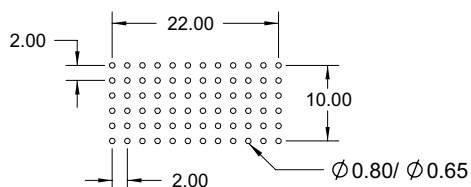
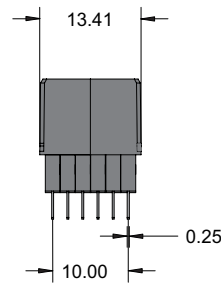
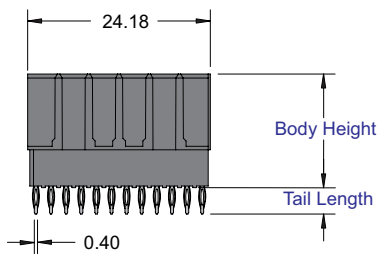
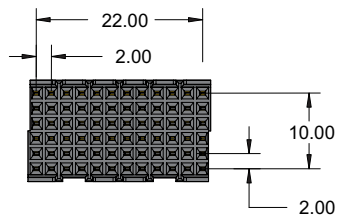


2mm HDM Female Connector, 72 Contacts, Vertical



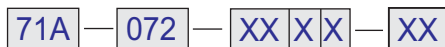
SPECIFICATION

- Housing: liquid crystal polymer (LCP), glass-filled polymer, UL 94V-O, color black
- Contact: Copper alloy
- Plating: Contact Area: Gold over Nickel
Tail Area: Gold or Matte Tin over Nickel
- Operating Temperature: -55 to 105°C
- Operating Voltage, Sea Level: 1000 volts rms at 60 hertz
- Current: 1.0A per contact at 70°C (fully loaded).
- Contact Insertion Force: 1.6 OZ. [0.45 N] typical per contact
- Contact Withdrawal Force: 0.54 OZ. [0.15 N] min. per contact
- Insulation Resistance: 1000 Megohms min.
- Dielectric Withstanding Voltage: 1000V
- Recommended Holes Size: Ø1.20 recommended pad
Ø0.80-Ø0.65 plated thru hole
Ø0.838 drilled hole



PCB LAYOUT

PART NUMBERING



BODY HEIGHT

- 01= 13.0
- 02= 14.0
- 03= 15.0
- 04= 16.0
- 05= 17.0

TAIL TYPE

- 1 = SOLDER
- 2 = PRESS FIT

TAIL LENGTH

- 1= 2.0 solder
- 2= 2.5 solder
- 3= 3.0 solder
- 4= 3.5 solder or press-fit

PLATING

- 50µ" Nickel Underplate
- | Mating Area | Tail |
|----------------|-----------|
| 03 = Flash Au | Flash Au |
| 05 = Flash Au | 100µ" Tin |
| 20 = 15µ" Gold | 100µ" Tin |
| 30 = 30µ" Gold | 100µ" Tin |
| 60 = 30µ" Gold | Flash Au |

