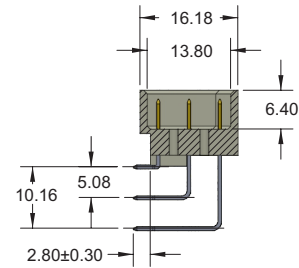
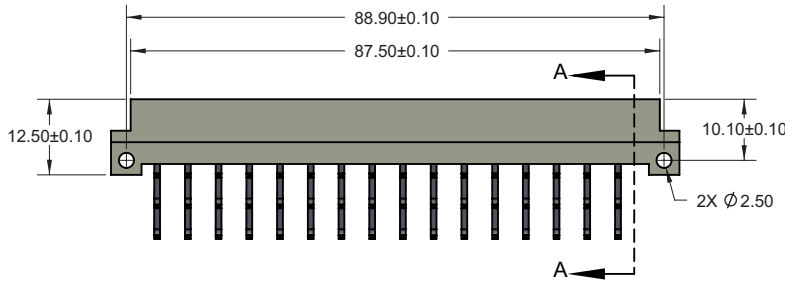
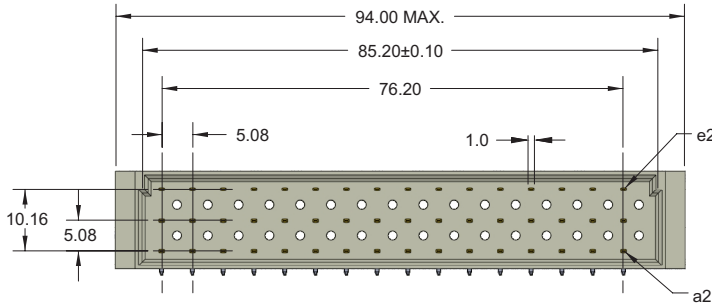



DIN 41612 TYPE E MALE RIGHT ANGLE

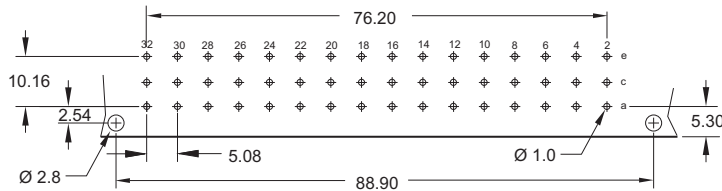


Specifications

1. Insulator Material: Thermoplastic, 94 V-O, UL Rated, color natural
2. Contact Material: Copper Alloy
3. Contact Plating: see part number system below
4. Current Rating: Ambient temp.= 20°C @ 5.5A, 70°C @ 4.0A, 100°C @ 2.5A
5. Contact Resistance: < 15 mΩ
6. Insulation Resistance: > 10⁶ MΩ
7. Dielectric Strength: 1550V rms
8. Operating Temperature: -55°C to +125°C
9. IEC 60603-2 Connector



SECTION A-A



Recommended P. C. Board Layout



TOTAL CONTACT

- 1 = 16
- 2 = 32
- 3 = 48

CONTACT ARRANGEMENT

- 1 = Row A, C, E fully populated
- 2 = A, C Load
- 3 = A, E Load
- 4 = C, E Load

Consult Factory for other Loading Options

EMLB/LMEB CONTACTS

- 2 = Standard Pin Loading
- 1 = EMLB / LMEB Contacts Required
(Consult Factory for EMLB / LMEB Contact Locations)

TAIL PLATING

- 1 = Tin
- 2 = Gold flash
- 3 = Gold plate 30μ"
- 4 = Gold plate 15μ"

MATING AREA PLATING

- 1 = Class 1
- 2 = Class 2
- 3 = Class 3