

### Specifications

Insulator Material: Glass filled polyester, type PBT, 94 V-O, UL Rated.

Contact Material: Phosphor Bronze Alloy

Contact Plating: Gold and/or Tin over .000050" Nickel, (See Contact Plating Options).

Current Rating: 3 amp at 30°C

Contact Resistance:  
 Contact to Daughter Card:  
 10 m Ω max.  
 Compliant section to P.T.H.:  
 2 m Ω max.

Insulation Resistance:  
 5000 M Ω min.

Dielectric Withstand Voltage:  
 1500 V AC

Daughter Board Insertion Force:  
 16 oz max. per contact pair  
 when tested with a .071" thick gage.

Daughter Board Withdrawal Force:  
 1 oz min. per contact pair  
 when tested with a .054" thick gage.

Compliant Section Insertion Force:  
 40 lbs max per contact

Compliant Section Withdrawal Force:  
 10 lbs min. per contact

Recommended Board Thickness:  
 .093"+

Operating Temperature:  
 -54°C to +125°C

### Features

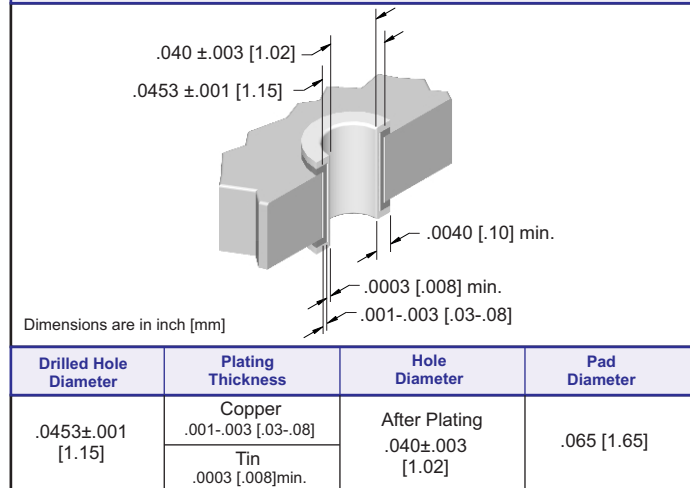
- Flat Plate Installation eliminates the need for secondary operation tooling which can damage the connector.
- Extra large chamfered entry
- Conforms to Bell-core spec TR-TSY-00078
- Extended card scoops available
- Replaceable contacts
- Molded in polarization available between contact, or on contact position.
- De-population of contacts per customer specification.
- Available in selective gold plate at contact point
- Many other custom options available, including, but not limited to:
  - Single or Both Ends Open
  - Shorting Contacts

For drawings, technical data or samples, contact E.C.S. at (714) 750-9410



Recognized under the recognized component Program of Underwriters Laboratories, Inc.  
 File Numbers: E176234

### Recommended Hole Size

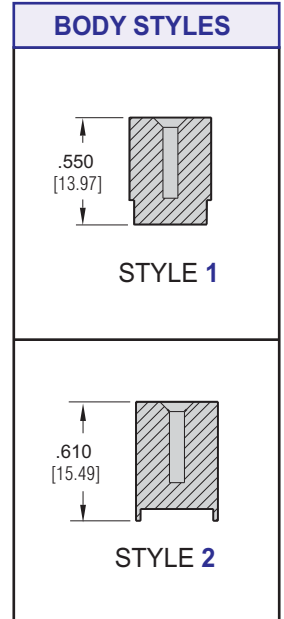
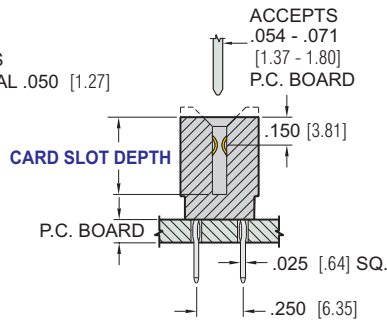
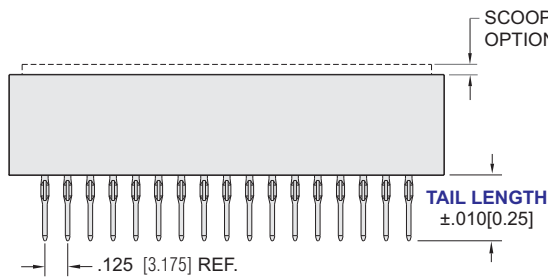
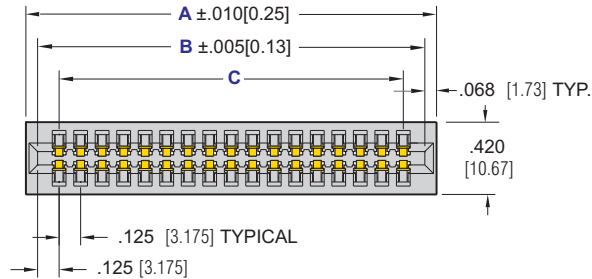



| NO. OF POS. / CONTACTS | A              | B              | C              |
|------------------------|----------------|----------------|----------------|
| 06/12                  | 1.011 [25.68]  | 0.875 [22.23]  | 0.625 [15.88]  |
| 10/20                  | 1.511 [38.38]  | 1.375 [34.93]  | 1.125 [28.58]  |
| 12/24                  | 1.761 [44.73]  | 1.625 [41.28]  | 1.375 [34.93]  |
| 16/32                  | 2.261 [57.43]  | 2.125 [53.98]  | 1.875 [47.63]  |
| 18/36                  | 2.511 [63.78]  | 2.375 [60.33]  | 2.125 [53.98]  |
| 20/40                  | 2.761 [70.13]  | 2.625 [66.68]  | 2.375 [60.33]  |
| 22/44                  | 3.011 [76.48]  | 2.875 [73.03]  | 2.625 [66.68]  |
| 25/50                  | 3.386 [86.00]  | 3.250 [82.55]  | 3.000 [76.20]  |
| 28/56                  | 3.761 [95.53]  | 3.625 [92.08]  | 3.375 [85.73]  |
| 30/60                  | 4.011 [101.88] | 3.875 [98.43]  | 3.625 [92.08]  |
| 36/72                  | 4.761 [120.93] | 4.625 [117.48] | 4.375 [111.13] |
| 38/76                  | 5.011 [127.28] | 4.875 [123.83] | 4.625 [117.48] |
| 40/80                  | 5.261 [133.63] | 5.125 [130.18] | 4.875 [123.83] |
| 43/86                  | 5.626 [143.15] | 5.500 [139.70] | 5.250 [133.35] |
| 50/100                 | 6.511 [165.38] | 6.375 [161.93] | 6.125 [155.58] |
| 51/102                 | 6.636 [168.55] | 6.500 [165.10] | 6.250 [158.75] |
| 56/112                 | 7.261 [184.43] | 7.125 [180.98] | 6.875 [174.63] |
| 60/120                 | 7.761 [197.13] | 7.625 [193.68] | 7.375 [187.33] |

For reference only, can go 1 through 60 positions.

Dimensions are in inch [mm]

.125" x .250" Contact Spacing, Press Fit



### PART NUMBERING



**SERIES CODE**  
.125" x .250" Contact Spacing

**NO. CONTACT PAIRS**  
01 - 60

**SCOOPS**  
S = With  
N = Without

**BODY STYLES**  
1 = .550 [13.97]  
2 = .610 [15.49]

**CUSTOM VARIATION**  
CONSULT FACTORY

#### TAIL LENGTH

| BODY STYLE 1     | BODY STYLE 2     |
|------------------|------------------|
| 1 = .190 [4.83]  | 1 = .190 [4.83]  |
| 2 = .375 [9.53]  | 2 = .315 [8.00]  |
| 3 = .465 [11.81] | 3 = .405 [10.29] |
| 4 = .625 [15.88] | 4 = .565 [14.35] |
| 5 = .710 [18.03] | 5 = .650 [16.51] |

#### CARD SLOT DEPTH

|                  |
|------------------|
| 1 = .415 [10.54] |
| 2 = .350 [8.89]  |
| 3 = .300 [7.62]  |

#### PLATING

| CONTACT                | TAIL     |
|------------------------|----------|
| 50μ" Nickel Underplate |          |
| 10 = 10μ" Au           | 100μ" Sn |
| 20 = 15μ" Au           | 100μ" Sn |
| 30 = 30μ" Au           | 100μ" Sn |
| 40 = 10μ" Au           | 5μ" Au   |
| 50 = 15μ" Au           | 5μ" Au   |
| 60 = 30μ" Au           | 5μ" Au   |

CONSULT FACTORY FOR CONNECTORS BUILT TO YOUR SPECIFICATION