

CARD EDGE CONNECTOR, SOLDER TAIL .150"X.200" CONTACT SPACING, BELLOW CONTACTS



Specifications

Insulator Material: Glass filled polyester, type PBT,
94 V-O, UL Rated.

Contact Material: Phosphor Bronze Alloy

Contact Plating: Gold and/or Tin over .000050" Nickel,
(See Contact Plating Options).

Current Rating: 5 amp at 30°C

Contact Resistance:
Contact to Daughter Card:
10 m Ω max.

Insulation Resistance:
5000 M Ω min.

Dielectric Withstand Voltage:
1800 V AC

Daughter Board Insertion Force:
16 oz max. per contact pair
when tested with a .071" thick
gage.

Daughter Board Withdrawal Force:
1 oz min. per contact pair
when tested with a .054" thick
gage.

Operating Temperature:
-54°C to +125°C

Features

- Extra large chamfered entry
- Conforms to Bell-core spec TR-TSY-00078
- Extended card scoops available
- Replaceable contacts
- Molded in polarization available between contact, or on contact position.
- De-population of contacts per customer specification.
- Available in selective gold plate at contact point
- Many other custom options available, including, but not limited to:
- Single or Both Ends Open



Recognized under the recognized component Program of Underwriters Laboratories, Inc.
File Numbers: E176234

For drawings, technical data or samples,
contact E.C.S. at (714) 750-9410

POS. / CONTACTS	A	B	C	D	E	F
06/12	0.750 [19.05]	1.050 [26.67]	1.190 [30.23]	1.500 [38.10]	1.750 [44.45]	1.000 [25.40]
08/16	1.050 [26.67]	1.350 [34.29]	1.490 [37.85]	1.800 [45.72]	2.050 [52.07]	1.300 [33.02]
10/20	1.350 [34.29]	1.650 [41.91]	1.630 [41.40]	1.940 [49.28]	2.190 [55.63]	1.600 [40.64]
12/24	1.650 [41.91]	1.950 [49.53]	2.090 [53.09]	2.400 [60.96]	2.650 [67.31]	1.900 [48.26]
15/30	2.100 [53.34]	2.400 [60.96]	2.540 [64.52]	2.850 [72.39]	3.100 [78.74]	2.350 [59.69]
18/36	2.550 [64.77]	2.850 [72.39]	2.990 [75.95]	3.300 [83.82]	3.550 [90.17]	2.800 [71.12]
20/40	2.850 [72.39]	3.150 [80.01]	3.290 [83.57]	3.600 [91.44]	3.850 [97.79]	3.100 [78.74]
22/44	3.150 [80.01]	3.450 [87.63]	3.590 [91.19]	3.900 [99.06]	4.150 [105.41]	3.400 [86.36]
24/48	3.750 [87.63]	3.750 [95.25]	3.890 [98.81]	4.200 [106.68]	4.450 [113.03]	3.700 [93.98]
25/50	3.600 [91.44]	3.900 [99.06]	4.040 [102.62]	4.350 [110.49]	4.600 [116.84]	3.850 [97.79]
28/56	4.050 [102.87]	4.350 [110.49]	4.490 [114.05]	4.800 [121.92]	5.050 [128.27]	4.300 [109.22]
30/60	4.350 [110.49]	4.650 [118.11]	4.790 [121.67]	5.100 [129.54]	5.350 [135.89]	4.600 [116.84]
31/62	4.500 [114.30]	4.800 [121.92]	4.940 [125.48]	5.250 [133.35]	5.500 [139.70]	4.750 [120.65]
36/72	5.250 [133.35]	5.550 [140.97]	5.690 [144.53]	6.000 [152.40]	6.250 [158.75]	5.500 [139.70]
40/80	5.850 [148.59]	6.150 [156.21]	6.290 [159.77]	6.600 [167.64]	6.850 [173.99]	6.100 [154.94]
43/86	6.300 [160.02]	6.600 [167.64]	6.740 [171.96]	7.050 [179.07]	7.300 [185.42]	6.550 [166.37]

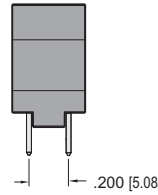
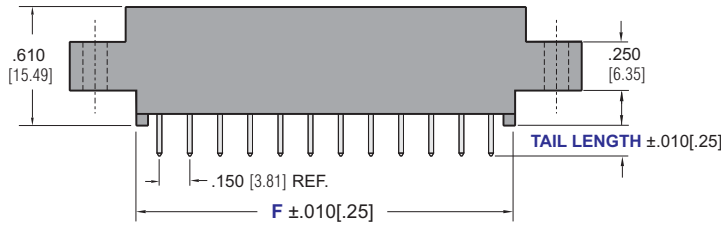
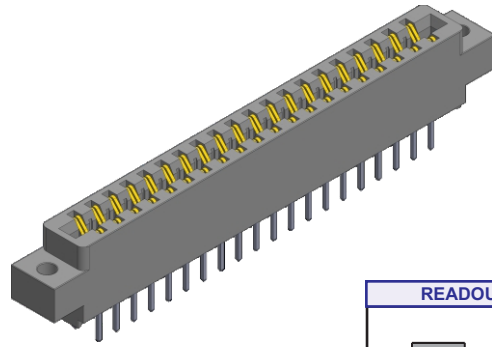
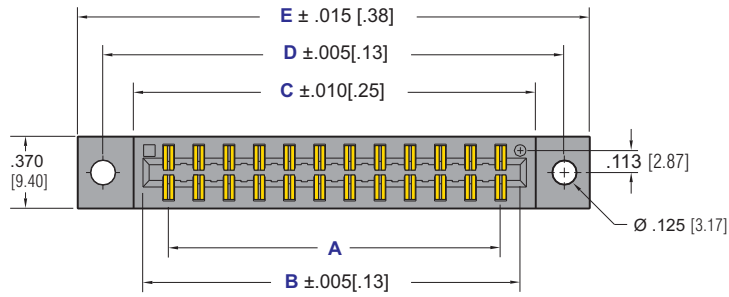
For reference only, can go 1 through 43 positions.

Dimensions are in inch [mm]

MOUNTING STYLES

1 = Clearance Hole	2 = #4-40 Threaded Insert	3 = Flush Mount	4 = #4-40 Threaded Insert	5 = No Mounting Ear	6 = Side Mounting

.150" x .200" Contact Spacing, Bellow Contacts



READOUT
<p>PIN STYLE -.250 [6.35]</p>
<p>D = Dual</p>
<p>H = Half Loaded</p>

TERMINATION TYPES

1 = Hair Pin Bellows	2 = Loop Bellows	3 = Right Angle (.100" Tail)	4 = Right Angle (.180" Tail)	5 = Right Angle (.250" Tail)	6 = Card Extender

PART NUMBERING



SERIES CODE

.150" X .200" Dip Solder / Wire Wrap

NO. CONTACT PAIRS

01 - 43

TERMINATION TYPE

- 1 = Hairpin Bellows
- 2 = Loop Bellows
- 3 = Right Angle Bellows
- 9 = Special Contacts

MOUNTING STYLES

- 1 = Clearance Hole
- 2 = #4-40 Threaded Insert
- 3 = Flush Mount
- 4 = Flush Mount / #4-40 Insert
- 5 = No Mounting Ear
- 6 = Side Mounting

READOUT

- D = Dual
- H = Half Loaded

TAIL LENGTH

- 1 = .190 [4.83] Dip Solder
- 2 = .560 [14.22] Wire Wrap
- 3 = .100 [2.54] Right Angle
- 4 = .180 [4.57] Right Angle
- 5 = .250 [6.35] Right Angle
- 6 = .170 [4.32] Card Extender
- 7 = .140 [3.56] Dip Solder
- 9 = Custom Tail

PIN STYLE

- 1 = .025 SQ.
- 2 = .026 DIA.
- 3 = .015 x .025

CUSTOM VARIATION

CONSULT FACTORY

CONTACT TYPE

- 1 = Brown Ryton / Beryllium Copper
- 2 = Blue Volox/ Phose Bronze
- 3 = Ryton Phosphor

PLATING

50µ" Nickel Underplate

CONTACT	TAIL
10 = 10µ" Au	100µ" Sn
20 = 15µ" Au	100µ" Sn
30 = 30µ" Au	100µ" Sn
40 = 10µ" Au	5µ" Au
50 = 15µ" Au	5µ" Au
60 = 30µ" Au	5µ" Au