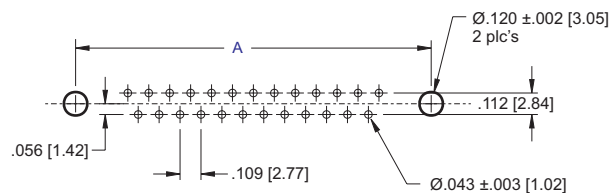
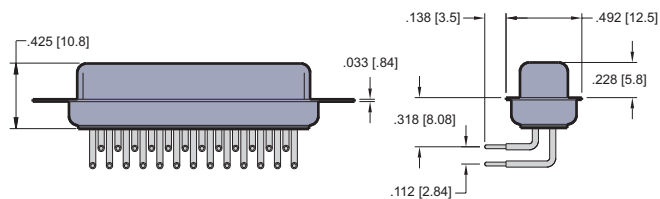
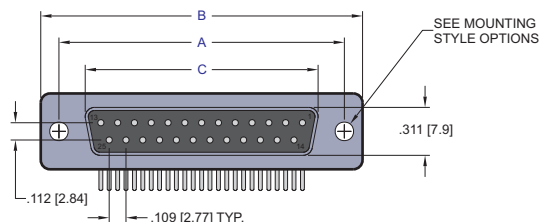



CONTACTS	A	B	C
09	0.984 [25.00]	1.213 [30.80]	0.666 [16.92]
15	1.312 [33.32]	1.543 [39.20]	0.994 [25.25]
25	1.852 [47.04]	2.091 [53.10]	1.534 [38.96]
37	2.500 [63.50]	2.732 [69.40]	2.182 [55.42]



RECOMMENDED PC BOARD



PART NUMBERING

80 XX - 34 P - XX XX - XX

SERIES CODE

NO. OF CONTACTS

09, 15, 25, 37

CONNECTOR TYPE

P = Plug

MOUNTING STYLE OPTIONS

01 = .120 Riveted Front and Rear Shell
09 = Riveted Ground Tabs with #4-40 UNC Open
11 = Assembly Ground Hooks By #4-40 UNC Hex Screws
Consult Factory for Other Mounting Options

CONTACT PLATING

50µ" Nickel Underplate
Mating Area Tail
03 = Gold Flash Gold Flash
85 = 15µ" Gold 15µ" Gold
90 = 30µ" Gold 30µ" Gold

SHELL PLATING

50µ" Nickel Underplate
1 = Tin Plating (standard)
2 = Yellow Chromate

INSULATOR COLOR

1 = Black (standard)
2 = White

NOTES:

- Insulator Material: glass filled thermoplastic nylon 6T UL94V-0 rated.
- Contact Material: Phosphor Bronze
- Shell Material: Steel, 100µ" min. Ni.
- Contact Plating: see part numbering
Clinch nut: Brass, 100µ" min. Ni plated
Screw lock: Brass, 100µ" min. Ni plated
- Contact Resistance: 20 mOhm max. @ 1 amp DC
- Insulator Resistance: 1000 MOhm @ 500 VDC
- Dielectric Withstanding Voltage: 1000 VAC/rms 60Hz for 1 minute.
- Current Rating: 5 Amp
- Voltage Rating: 250 VAC/rms 60Hz
- Operating Temperature: -55°C to +125°C
- Hole Size Requirements:
Drilled Hole Diameter: 0.0473±0.001 [1.20±0.03]
Plating: 0.001- 0.003 [0.030-0.080] copper and
0.0001 to -0.008 [0.003-.020] solder
- Finished Hole Diameter: 0.043±0.003 [1.09]

ECS
www.ecsconn.com

Email:
custsvc@ecsconn.com
Orange County, California

THIS DRAWING IS SUBJECT TO CHANGE WITHOUT NOTICE.

DIMENSIONS:	UNLESS OTHERWISE SPECIFIED:
INCHES [MM]	TOLERANCE: .00" ±.008 .000" ±.005 .0000" ±.001

THIS DRAWING AND SPECIFICATIONS HEREIN, ARE THE PROPERTY OF ECS, AND SHALL NOT BE REPRODUCED OR COPIED OR USED IN WHOLE OR IN PART AS THE BASIS FOR THE MANUFACTURE OR SALE OF ITEMS WITHOUT WRITTEN CONSENT OF ECS, INC.

DRAWN BY: CT	DATE 07.30.04	DESCRIPTION 8000 SERIES D-SUBMINIATURE 0.318 [8.08] RIGHT ANGLE WITH MACHINED CONTACTS , PLUG
CHECKED BY:	APPROVED BY:	
SIZE A	DRAWING NUMBER: 80XX-34PC	REV. A
SCALE NONE	PATH \\ECS\CUSTOMER PRINTS\8000SER\	SHEET 1 OF 1

8000 D-Subminiature, Mounting Options



Press-Fit and Plastic Body Connectors

<p>00 = .120 dia. Thru Holes</p>	<p>02 = #4-40 Threaded Insert</p>	<p>03 = #4-40 Threaded Insert with #4-40 Screw Lock</p>	<p>15 = #4-40 Threaded Insert with Board Lock</p>	<p>16 = #4-40 Screw Lock with Board Lock</p>
----------------------------------	-----------------------------------	---	---	--

Solder, Right Angle, and High Density Connectors

<p>01 = .120 dia. Riveted Front and Rear Shell</p>	<p>04 = Riveted #4-40 UNC Open Nuts on Rear Shell</p> <p>.158 [4.0]</p>	<p>05 = Riveted #4-40 UNC Closed Nuts on Front Shell</p> <p>.228 [5.8]</p>	<p>06 = Riveted #4-40 UNC Open Nuts on Front Shell</p> <p>.158 [4.0]</p>	<p>07 = Riveted #4-40 UNC Close Ground Stand-Off on Rear Shell (Stamped Contact)</p> <p>.276 [7.0]</p>
<p>07 = Riveted #4-40 UNC Close Ground Stand-Off on Rear Shell (Machined Contact)</p> <p>.276 [7.0]</p>	<p>08 = Riveted Ground Hooks with #4-40 UNC Open</p>	<p>09 = Riveted Ground Tabs with #4-40 UNC Open (Stamped Contact)</p>	<p>09 = Riveted Ground Tabs with #4-40 UNC Open (Machined Contact)</p>	<p>10 = Riveted Ground Hooks Pre-Loaded #4-40 UNC Hex Screws</p>
<p>11 = Assembly Ground Hooks By #4-40 UNC Hex Screws (Stamped Contact)</p>	<p>11 = Assembly Ground Hooks By #4-40 UNC Hex Screws (Machined Contact)</p>	<p>12 = Riveted #4-40 UNC Close Ground Stand-Off on Rear Shell (Stamped Contact) for High Profile Connectors</p> <p>.425 [10.8]</p>	<p>13 = Riveted #4-40 UNC Close Ground Stand-Off on Rear Shell (Stamped Contact)</p> <p>.354 [8.99]</p>	<p>CONSULT FACTORY FOR OTHER MOUNTING STYLES OPTION</p>